

Gitaarspelen op niveau



Door Ine Janssen

Gitaarspelen op niveau.



Gitaarspelen op niveau: in dit geval is dit heel erg letterlijk bedoeld: spelen hoger op de hals. Als dit nog onwennig is, is het vaak moeilijk om de noten meteen te vinden.

Dit boekje wil daarbij helpen. Voor in het boek staan toonladders in de meest voorkomende toonsoorten voor de gitaar: C, G, D, A, E en F. In noten en tabulatuur, met daarbij een overzicht van de gebruikte tonen op de hals.

Bestudeer die toonladders goed voordat je een song in die toonsoort gaat spelen.

Het is niet de bedoeling dat je alle toonladders achter elkaar gaat instuderen.

Maar wel: als je een liedje in de zevende positie gaat spelen met drie kruisen aan de sleutel, neem dan eerst de toonladder van A in VIIe positie een paar keer door.

Voor je aan dit boekje begint dien je al redelijk te kunnen gitaarspelen.

Werk eerst de volgende boeken door:

Klein Concert in V (bekende liedjes voor gitaar) door René Schols

Liedjes voor de gitaar in vijfde positie door Ine Janssen

Gitaarles, liedjes op één snaar door Ine Janssen

Inhoud van dit boek:

- 3 Toonladder van C
- 6 Toonladder van G
- 8 Toonladder van D
- 11 Toonladder van A
- 13 Toonladder van E
- 15 Toonladder van F

Songs en toonsoort

- 17 A Als je blij bent
- 18 A Ze kunnen zeggen wat ze willen
- 19 G en F Daar was laatst een meisje loos
- 20 en G Early one morning
- 21 A Boer, wat zeg je van mijn kippen
- 21 A Heut kommt der Hans nach Haus
- 22 D en E De kat
- 23 G Book of Love
- 24 A Le coq est mort
- 24 A A tisket a tasket
- 25 Am en Dm Toom Balalaika
- 26 C Mountains of Mourne
- 27 C en D Streets of Laredo/The cowboy's Lament
- 28 A en D Deze vuist op deze vuist
- 29 Em Une belle histoire
- 30 F#m en Em Kaap'ren Varen
- 31 E By the rivers of Babylon
- 32 G Mull of Kintyre
- 33 A en D Can Can
- 34 G en C Some folks do
- 35 A Goodnight Irene
- 36 F Ein Bisschen Frieden
- 37 D Notenkraker
- 38 G Alfabet Song
- 39 E John Peel

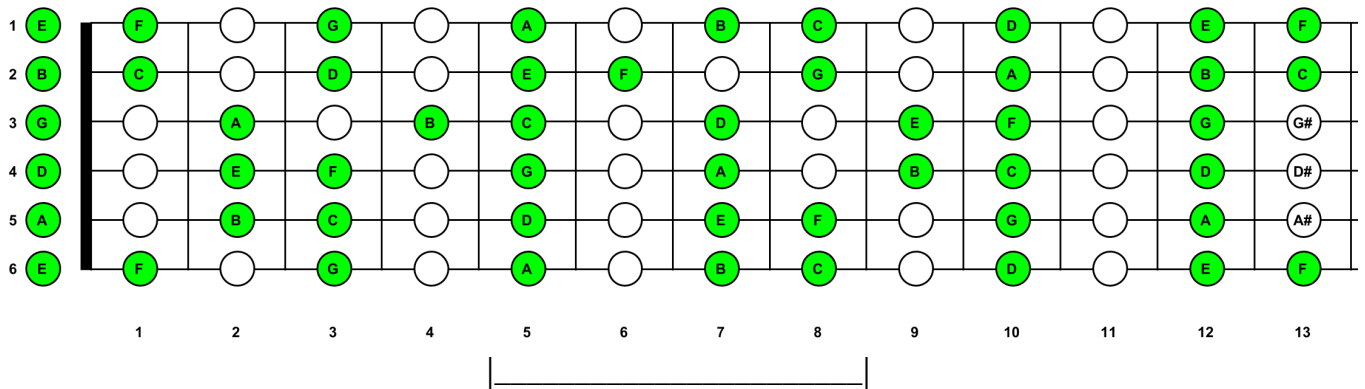
Toonladder van C

Musical notation for the C major scale in first position. The treble clef staff shows the notes: C4, D4, E4, F4, G4, A4, B4, C5. The guitar TAB staff shows the fret numbers: 3 0 2 3 | 0 2 0 1 | 1 0 2 0 | 3 2 0 3.

In Ie positie, alle tonen op de hals.

Musical notation for the C major scale in second position. The treble clef staff shows the notes: C4, D4, E4, F4, G4, A4, B4, C5. The guitar TAB staff shows the fret numbers: 3 2 0 3 | 1 0 1 3 | 0 2 3 0 | 2 3 0 2.

Musical notation for the C major scale in third position. The treble clef staff shows the notes: C4, D4, E4, F4, G4, A4, B4, C5. The guitar TAB staff shows the fret numbers: 0 1 3 0 | 1 3 1 0 | 3 1 0 2 | 0 3 2 0 | 3.

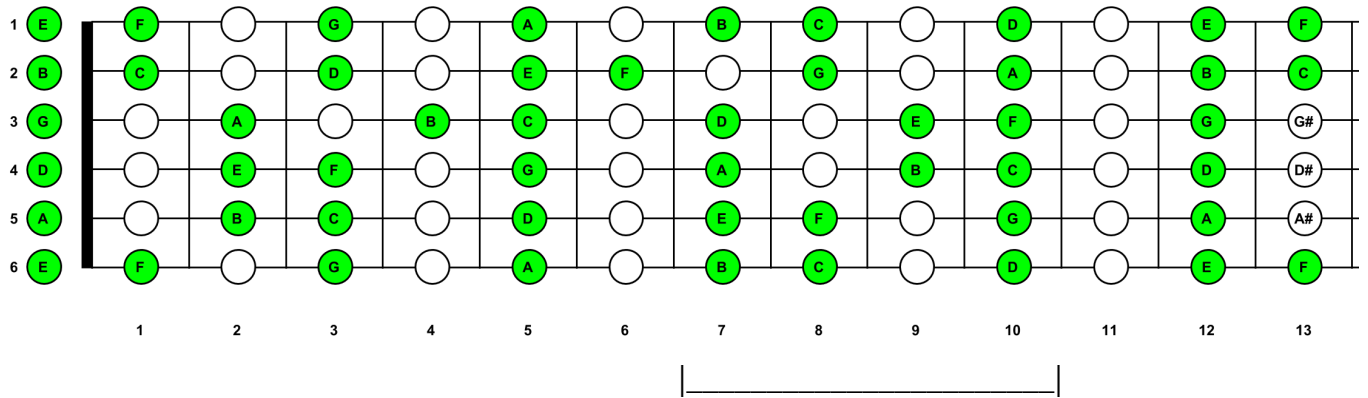


De toonladder van C kun je spelen in de Ve positie, met uitzondering van de b-toon.
 De 5e positie omvat vak 5-6-7 en 8, en de b-toon valt daar net buiten.
 Die zit of op het 4de vak van snaar 3 of op het 9de vak van snaar 4.

Toonladder van C in Ve positie

The musical notation shows the C major scale in the 5th position. The treble clef staff contains the notes: C5, D5, E5, F5, G5, A5, B5, C6. The guitar tablature staff shows the following fret numbers: 5, 6, 7, 8, 9, 7, 5, 6, 8, 5, 7, 8. The string indicator (TAB) shows strings 1, 2, 3, 4, 5, and 6.

(4) 4 of 3(1)



Toonladder van C in VIIe positie

Toonladder van G

Musical notation for the G scale in first position. The top staff shows the melody in treble clef with a key signature of one sharp (F#). The bottom staff shows the guitar tablature with fret numbers for strings T, A, and B.

T									
A									
B	3	0	2	3	0	2	4	0	2
					2	0	1	3	0
									2
									3

In Ie positie, alle tonen op de hals.

Musical notation for the G scale in second position. The top staff shows the melody in treble clef with a key signature of one sharp (F#). The bottom staff shows the guitar tablature with fret numbers for strings T, A, and B.

T									
A									
B	3	2	0	2	3	0	2	4	0
						2	0	1	3
									0
									2
									3

In Iie positie

Musical notation for the G scale in third position. The top staff shows the melody in treble clef with a key signature of one sharp (F#). The bottom staff shows the guitar tablature with fret numbers for strings T, A, and B.

T									
A									
B	3	2	3	5	2	3	5	2	4
					4	5	2	4	5
									3
									5
									2
									3
									5
									3

Toonladder van G in VIIe positie

In IXe positie, hier valt de hoge c buiten het bereik, die zit op vak 13 van snaar 2.

Toonladder van D

0 2 4 0 | 2 0 2 3 | 3 2 0 2 | 0 4 2 0

In Ie positie, alle tonen op de hals.

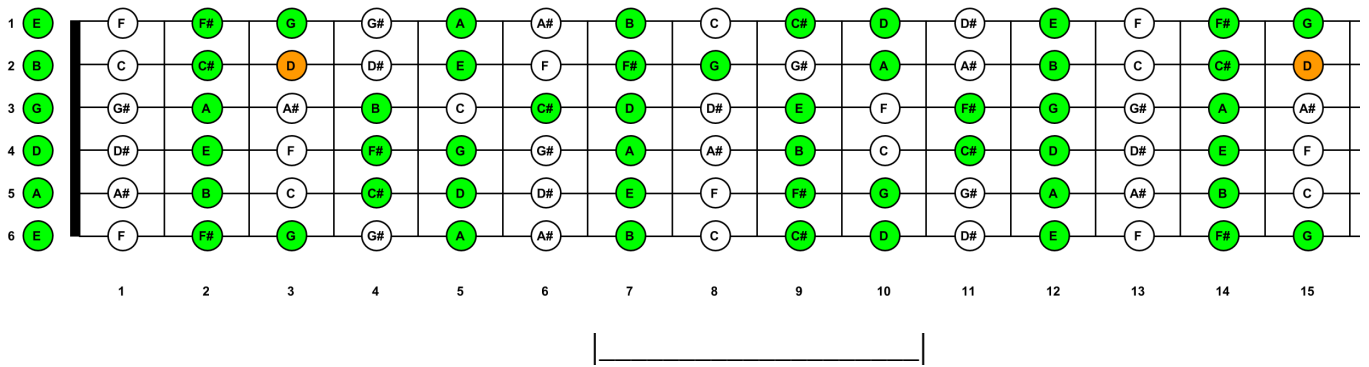
0 4 2 0 | 3 2 0 2 | 3 0 2 4 | 0 2 4 0

2 0 2 3 | 0 2 3 (5) | 3 2 0 3 | 2 0 2 0 | 4 2 0

In Iie positie

5 4 2 4 | 5 2 4 5 | 2 4 2 3 | 5 2 3 5

3 2 5 3 | 2 4 2 5 | 4 2 5 4 | 2 4 5


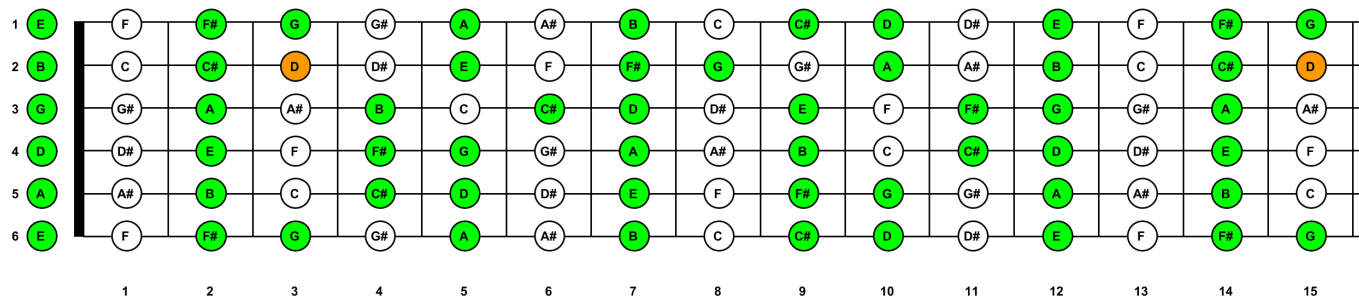


Toonladder van D in VIIe positie

De c# valt hier net buiten: op snaar 3 vak 6 of op snaar 4 vak 11.

10 9 10 7 | 9 10 7 9 | 6 7 9 7 | 8 10 7 9 10

10 9 7 10 | 8 7 9 7 | 6 9 7 10 | 9 7 10 9 10



Toonladder van D in IXe positie

Toonladder van A

T
A
B

0	2	4	0	2	4	1	2	0	2	3	0	2	4	5	0
---	---	---	---	---	---	---	---	---	---	---	---	---	---	---	---

In Ie positie, alle tonen op de hals.

T
A
B

0	4	2	0	2	4	0	2	4	0	2	4	1	2	0	2	3	0	2	4	(5)	2	0
---	---	---	---	---	---	---	---	---	---	---	---	---	---	---	---	---	---	---	---	-----	---	---

Lage octaaf in Ie, hoge octaaf in IIe positie.

T
A
B

0	2	4	0	2	4	1	2	4	2	3	5	2	4	5
---	---	---	---	---	---	---	---	---	---	---	---	---	---	---

Toonladder van A in IVe positie

Musical notation for the A scale in the 4th position. The treble clef staff shows the scale in a key signature of three sharps (F#, C#, G#). The guitar staff shows the fret numbers for each note: 5, 7, 4, 5, 7, 4, 6, 7, 4, 6, 7, 5, 7, 4, 5, 7, 5.

Fretboard diagram showing the notes of the A scale in the 4th position. The frets are numbered 1 to 15. The notes are: 1 (E), 2 (F), 2 (F#), 3 (G), 4 (G#), 5 (A), 6 (A#), 7 (B), 8 (C), 9 (C#), 10 (D), 11 (D#), 12 (E), 13 (F), 14 (F#), 15 (G). The 10th fret (A) is highlighted in orange.

In IXe positie

Musical notation for the A scale in the 9th position. The treble clef staff shows the scale in a key signature of three sharps (F#, C#, G#). The guitar staff shows the fret numbers for each note: 12, 11, 9, 12, 10, 9, 10, 12, 9, 11, 12, 9.

Musical notation for the A scale in the 9th position. The treble clef staff shows the scale in a key signature of three sharps (F#, C#, G#). The guitar staff shows the fret numbers for each note: 11, 12, 9, 11, 9, 10, 12, 9, 10, 12, 10, 9, 12, 10.

Toonladder van E

Musical notation for the E scale in treble clef, key of E major. The scale is: E4, F#4, G4, A4, B4, C#5, D5, E5. The tablature below shows the fretting for each note: E (2), F# (4), G (1), A (2), B (0), C# (2), D (4), E (0).

In 1e positie, alle tonen op de hals.

Musical notation for the E scale in first position, starting on the 5th string. The scale is: E4, F#4, G4, A4, B4, C#5, D5, E5. The tablature below shows the fretting for each note: E (0), F# (2), G (4), A (0), B (2), C# (4), D (1), E (2).

Musical notation for the E scale in first position, starting on the 4th string. The scale is: E4, F#4, G4, A4, B4, C#5, D5, E5. The tablature below shows the fretting for each note: E (4), F# (2), G (0), A (4), B (2), C# (0), D (2), E (1).

Toonladder van E in IVe positie

In IXe positie

Toonladder van F

Musical notation for the F major scale in treble clef with a key signature of one flat (Bb). The scale is written in a single line. Below it is a guitar TAB system with three staves (T, A, B) and four measures of fret numbers.

T									
A									
B	3	0	2	3	1	3	0	1	1
									0
									3
									3

In Ie positie, alle tonen op de hals.

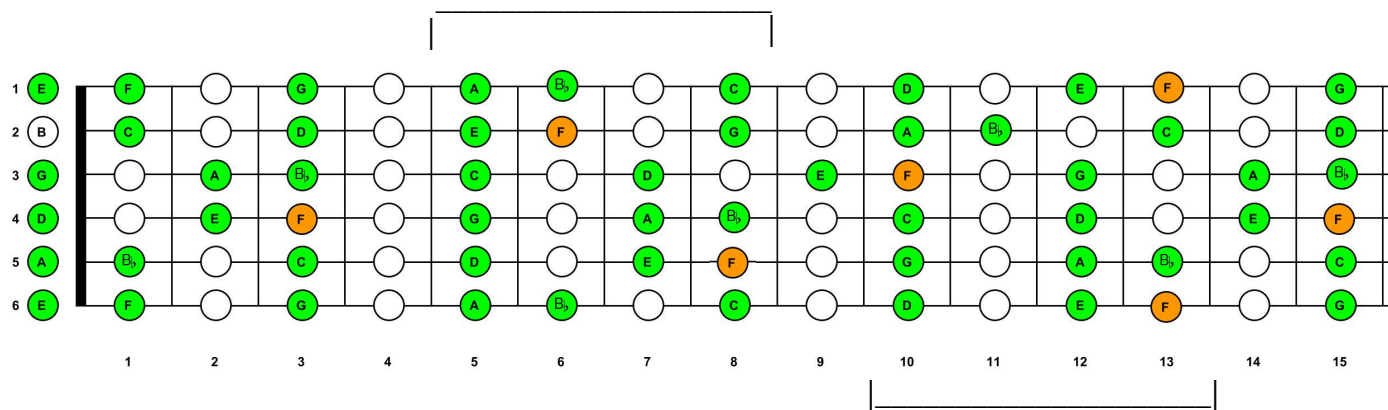
Musical notation for the F major scale in treble clef with a key signature of one flat (Bb). The scale is written in a single line. Below it is a guitar TAB system with three staves (T, A, B) and four measures of fret numbers.

T									
A									
B	0	1	3	0	1	3	0	2	3

Musical notation for the F major scale in treble clef with a key signature of one flat (Bb). The scale is written in a single line. Below it is a guitar TAB system with three staves (T, A, B) and five measures of fret numbers.

T										
A										
B	3	1	0	3	1	3	2	0	3	2

Toonladder van F in Ve positie



In Xe positie

Als Je Blij Bent

VII

Als je blij bent, zon - der zor - gen, klap dan mee (klap, klap). Als je
blij bent, zon - der zor - gen, klap dan mee (klap, klap). Als je
blij bent, zon - der zor - gen, hou het niet voor ons ver - bor - gen, als je
blij bent, zon - der zor - gen, zing dan mee (klap, klap).

Chord markings: A, E7, D, A, E7, A

Ze kunnen zeggen wat ze willen

J.Krispijn

VII

Ze kun - nen zeg - gen wat ze wil - len maar de o - li -

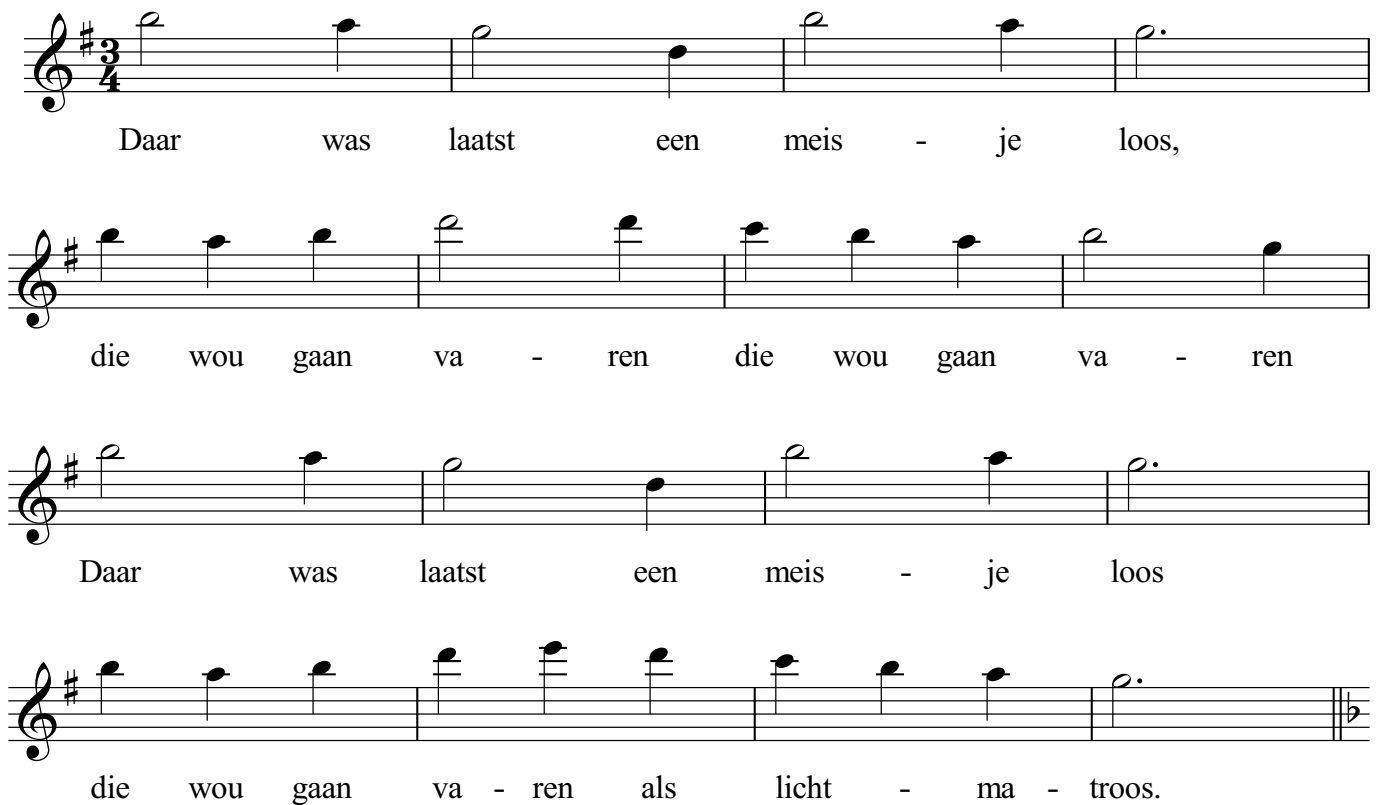
fant, die heeft de dik - ste bil - len van het he - le

land en de gi - raf, de al - ler - lang - ste ne_____

k en het nijl - paard de groot - ste be_____ k.

Daar was laatst een meisje loos


VII of X



Daar was laatst een meis - je loos,
die wou gaan va - ren die wou gaan va - ren
Daar was laatst een meis - je loos
die wou gaan va - ren als licht - ma - troos.

The musical score for VII of X is written in treble clef with a key signature of one sharp (F#) and a 3/4 time signature. It consists of four staves of music. The first staff begins with a half note G4, followed by quarter notes A4, B4, C5, B4, A4, and a dotted half note G4. The second staff continues with quarter notes G4, F#4, E4, D4, C4, B3, A3, and G3. The third staff repeats the first staff's melody. The fourth staff repeats the second staff's melody and ends with a double bar line and a key signature change to one flat (Bb).

V of VIII



Daar was laatst een meis - je loos,
die wou gaan va - ren die wou gaan va - ren
Daar was laatst een meis - je loos
die wou gaan va - ren als licht - ma - troos.

The musical score for V of VIII is written in treble clef with a key signature of one flat (Bb) and a 3/4 time signature. It consists of four staves of music. The first staff begins with a half note G4, followed by quarter notes A4, B4, C5, B4, A4, and a dotted half note G4. The second staff continues with quarter notes G4, F#4, E4, D4, C4, B3, A3, and G3. The third staff repeats the first staff's melody. The fourth staff repeats the second staff's melody and ends with a double bar line.

Early one morning

V

Musical score for section V, consisting of four staves of music in 2/4 time and the key of Bb. The first staff begins with a treble clef, a key signature of one flat, and a 2/4 time signature. The melody features eighth and quarter notes with some triplets and fingerings (1, 3, 4) indicated. The second and third staves continue the melodic line with similar rhythmic patterns. The fourth staff concludes the section with a double bar line and a sharp sign (#).

VII

Musical score for section VII, consisting of four staves of music in 4/4 time and the key of D major. The first staff begins with a treble clef, a key signature of two sharps, and a 4/4 time signature. The melody features eighth and quarter notes with triplets and fingerings (1, 3, 4) indicated. The second and third staves continue the melodic line. The fourth staff concludes the section with a double bar line and a sharp sign (#).

Boer, wat zeg je van mijn kippen

IX

Boer wat zeg je van mijn kip - pen,
 boer wat zeg je van mijn haan? **Fine**
 Heb - ben ze dan geen mooi - e ve - ren
 of staat jou de kleur niet aan? **D.C. al Fine**

Heut kommt der Hans nach Haus

(Die Musici)

IX

Heut kommt der Hans nach Haus Freut sich die Lies' Ob er a-ber ü-ber
 O - ber - am - mer - gau, O - der a - ber ü - ber Un - ter - am - mer - gau.
 O - der a - ber ü - ber haupt nicht kommt, Das ist nicht g'wiss.

De kat

Portugees liedje "Atirei o pau ao gato"
NL tekst: Ine Janssen

V of VII



Kijk! Daar op ons klein bal - kon - ne - tje, in het
zon - ne - tje. Kijk, daar ligt - ie dan. On - ze
lie - ve poes, on - ze kat Mi - noes, on - ze
schat, on - ze lie - ve lap - jes kat.

VII of IX



Kijk! Daar op ons klein bal - kon - ne - tje, in het
zon - ne - tje. Kijk, daar ligt - ie dan. On - ze
lie - ve poes, on - ze kat Mi - noes, on - ze
schat, on - ze lie - ve lap - jes kat.

VII Book of Love

Stephin Merritt




The book of love is long and bo-ring, No-one can lift the damn thing.



It's full of charts and facts and fi-gures and in-struc-tions for dan-cing. But



I _____ I love it when you read to me. And



you you can read me a-ny-thing.



a - ny- thing. And you wan-na give me wed-ding rings.

Le coq est mort

IX

Le coq est mort, le coq est mort. Le coq est mort, le coq est
mort. Il ne di - ra plus co - co - di co - co - da, il ne di - ra
plus co - co - di, co - co - da. Co - co - di co - da co - di co - da.

The musical score is written in treble clef with a key signature of two sharps (F# and C#) and a 4/4 time signature. It consists of three staves of music. The first staff contains the first line of the melody. The second staff contains the second line of the melody, with fingerings 3, 4, 3, 2, 4 indicated above the notes. The third staff contains the third line of the melody, ending with a double bar line and repeat dots.

A tisket a tasket

IX

A - tis - ket a - tas - ket A green-and - yel - low bas - ket I
wrote a let - ter to my love and on the way I dropped it. I
dropped it I dropped it, and on the way I dropped it, a
lit - tle gir - lie picked it up and put it in her pock - et

The musical score is written in treble clef with a key signature of two sharps (F# and C#) and a 4/4 time signature. It consists of four staves of music. The first staff contains the first line of the melody, with an 'A' chord symbol above the first measure. The second staff contains the second line of the melody, with 'E7' and 'A' chord symbols above the first and last measures respectively. The third staff contains the third line of the melody. The fourth staff contains the fourth line of the melody, with 'E7' and 'A' chord symbols above the first and last measures respectively.

Toom Balalaika

VII

The musical score consists of eight staves of music, all in treble clef and 3/4 time. The first four staves are in a key with one sharp (F#), and the last four staves are in a key with one flat (Bb). The notation includes various note values such as quarter, eighth, and sixteenth notes, as well as rests and bar lines. The piece concludes with a double bar line and a repeat sign at the end of the eighth staff.


Mountains of Mourne

Speel dit lied eerst in de Ie positie, daarna in de VIIe


The musical score for "Mountains of Mourne" is written in 3/4 time and consists of five staves. The first staff begins with a treble clef and a 3/4 time signature, followed by a repeat sign. The second staff contains two endings: the first ending is marked "1." and the second ending is marked "2.". The third staff includes a sharp sign (#) on the second line of the staff. The fourth and fifth staves continue the melodic line. The piece concludes with a double bar line.

Streets of Laredo / The cowboy's Lament


IX




As I walked out in the streets of La - re - do As



I walked out in La - re - do one day I




spied a poor cow - boy all wrapped in white li - nen




Wrapped in white li - nen as cold as the clay.


VII




As I walked out in the streets of La - re - do



As I walked out in La - re - do one day



I spied a poor cow - boy all wrapped in white li - nen



Wrapped in white li - nen as cold as the clay.

Deze vuist op deze vuist

II

De - ze vuist op de - ze vuist, de - ze vuist op de - ze vuist,

de - ze vuist op de - ze vuist en zo klim ik naar bo - ven.

VII

De - ze vuist op de - ze vuist, de - ze vuist op de - ze vuist,

de - ze vuist op de - ze vuist en zo klim ik naar bo - ven.

IX



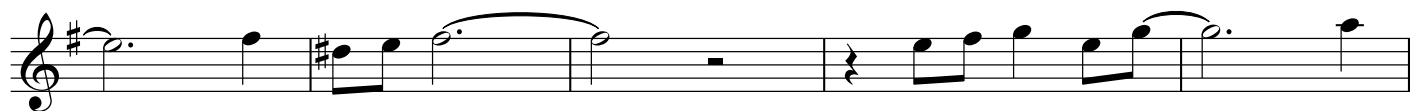
De - ze vuist op de - ze vuist, de - ze vuist op de - ze vuist,

de - ze vuist op de - ze vuist en zo klim ik naar bo - ven.

Speel de eerste en tweede versie ook eens in de IXe positie

VII

Une belle histoire



Kaap'ren Varen

VII



Al die wil - len te Kaap' ren va - ren moe - ten man - nen met
baar - den zijn. Jan, Pier, Tjo - res en Cor - neel,
die heb - ben baar - den, die heb - ben baar - den. Jan, Pier, Tjo - res
en Cor - neel, die heb - ben baar - den zij va - ren mee.

IX



Al die wil - len te Kaap' ren va - ren moe - ten man - nen met
baar - den zijn. Jan, Pier, Tjo - res en Cor - neel,
die heb - ben baar - den, die heb - ben baar - den. Jan, Pier, Tjo - res
en Cor - neel, die heb - ben baar - den zij va - ren mee.



By the rivers of Babylon

IX

The image displays a musical score for the hymn 'By the rivers of Babylon'. The score is written in a single system with ten staves. The key signature is three sharps (F#, C#, G#) and the time signature is 4/4. The music is written in a treble clef. The notation includes various note values such as quarter, eighth, and sixteenth notes, as well as rests and ties. The piece concludes with a double bar line at the end of the tenth staff.

Mull of Kintyre

VII



Can Can

II, VII of IX

Jacques Offenbach

Chord symbols: A, E7, A, E7, A, E7, A, E7, A, E7, A

VII

Chord symbols: D, A7, D, A7, D, A7, D, A7, D, A7, D

Some Folks Do

VII

Stephen Foster

Musical notation for section VII, measures 1-4. The music is in G major (one sharp) and 4/4 time. The first staff contains measures 1-4. The second staff contains measures 5-8. The third staff contains measures 9-12. The fourth staff contains measures 13-16. The notation includes quarter notes, eighth notes, and a half note, with some notes beamed together. There are also some rests and a fermata over a note in measure 13.

V

Musical notation for section V, measures 1-4. The music is in G major (one sharp) and 4/4 time. The first staff contains measures 1-4. The second staff contains measures 5-8. The third staff contains measures 9-12. The fourth staff contains measures 13-16. The notation includes quarter notes, eighth notes, and a half note, with some notes beamed together. There are also some rests and a fermata over a note in measure 13.

Goodnight Irene

IX

I rene, good - night _____ I - rene, good -
night. _____ Good - night I - rene, good night I - rene, I'll
kiss you in my dreams. **Fine** I asked your mot - her for
you _____ She ans - wered my plea with scorn, _____ I
wish that I nev - er, ne - ver saw your face, I'm
sor - ry you ev - er was born **D.C. al Fine**

Ein Bisschen Frieden

(Songfestivalliedje van Nicole)

V

The musical score is written in 4/4 time with a key signature of one flat (B-flat). It consists of nine staves of music. The first staff begins with a treble clef and a 4/4 time signature. The melody is primarily composed of eighth and quarter notes, often beamed together. There are several instances of triplets, indicated by a bracket with the number '3' underneath. The piece concludes with a double bar line and repeat dots at the end of the ninth staff.

De notenkraker

VII

Peter Ilyich Tchaikovsky
(1840-1893)

Musical score for 'De notenkraker' by Peter Ilyich Tchaikovsky, Op. 37, No. VII. The score consists of ten staves of music in G major (one sharp) and 2/4 time. The first staff begins with a 4-measure rest. The second staff ends with a double bar line. The third and fourth staves feature a triplet of eighth notes. The fifth and sixth staves contain eighth-note patterns. The seventh and eighth staves feature a triplet of eighth notes. The ninth and tenth staves continue the eighth-note patterns. The piece concludes with a double bar line at the end of the tenth staff.

John Peel

IX



Dit boekje is van Ine.

Als je het een paar keer doorgenomen hebt, en als alles duidelijk is, geef het dan terug.

Dan kan het ook door andere leerlingen gebruikt worden.