

Gitaarles

**20 songs van
Guitarnick.com**

**In noten en
tabulatuur**


**Om op een leuke manier kennis te maken met tabulatuur
Zie ook inimeany.nl**

America The Beautiful

Go to www.guitarnick.com 
lots of free guitar tabs & video lessons


TablEdited by
Nicola Mandorino (2012)

C G Dm G C




8va

G A7 D G C Dm G Dm G



8va

C C7 F C Am D7 G C




8va

America The Beautiful

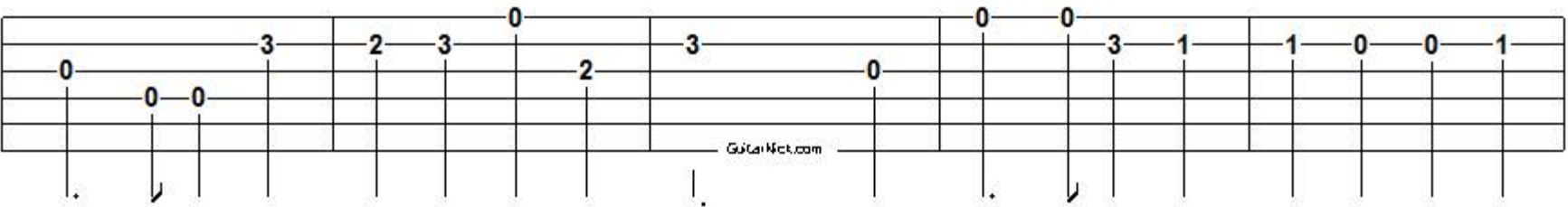
Go to www.guitarnick.com 
lots of free guitar tabs & video lessons

TablEdited by
Nicola Mandorino (2012)

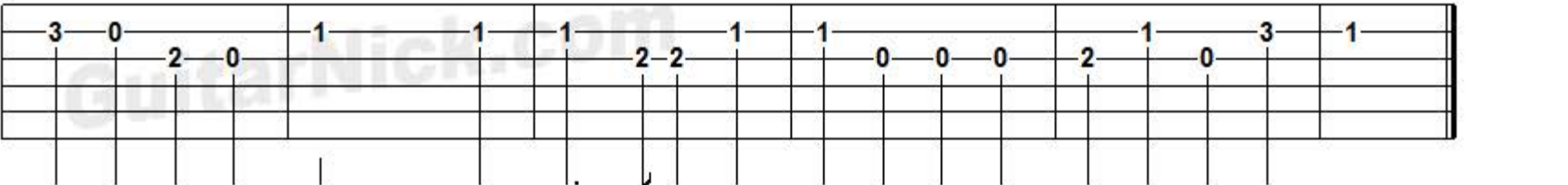
C G Dm G C



G A7 D G C Dm G



Dm G C C7 F C Am D7 G C



Blowin' in the Wind

Go to www.guitarnick.com
lots of free guitar tabs & video lessons



TablEdited by
Nicola Mandorino (2011)

G C G C

8va

D G C G Em

8va

C G D C D

8va

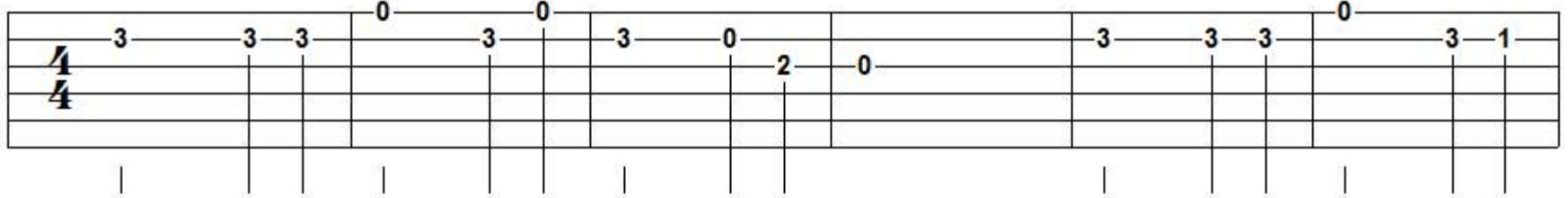
G Em C D G

8va


Blowin' in the Wind

TablEdited by
Nicola Mandorino (2011)


G C G C




D G C G Em



C G D C D



G Em C D G



Carnival of Venice

Go to www.guitarnick.com



lots of free guitar tabs & video lessons

TablEdited by
Nicola Mandorino (2013)

C G Dm G C

8va

The first musical staff is in 3/4 time. It begins with a whole rest in the first measure. The melody consists of quarter notes: G4, A4, B4, C5, B4, A4, G4, F4, E4, D4, C4. A double bar line occurs after the eighth measure. The second measure after the bar line starts with a quarter rest, followed by quarter notes: D4, E4, F4, G4, A4, B4, C5.

G Dm G C

8va

The second musical staff continues the melody. It starts with a quarter rest, followed by quarter notes: G4, A4, B4, C5, B4, A4, G4, F4, E4, D4, C4. A double bar line occurs after the eighth measure. The second measure after the bar line starts with a quarter rest, followed by quarter notes: D4, E4, F4, G4, A4, B4, C5.

G Dm G C

8va

The third musical staff continues the melody. It starts with a quarter rest, followed by quarter notes: G4, A4, B4, C5, B4, A4, G4, F4, E4, D4, C4. A double bar line occurs after the eighth measure. The second measure after the bar line starts with a quarter rest, followed by quarter notes: D4, E4, F4, G4, A4, B4, C5.

G Dm G C

8va

The fourth musical staff continues the melody. It starts with a quarter rest, followed by quarter notes: G4, A4, B4, C5, B4, A4, G4, F4, E4, D4, C4. A double bar line occurs after the eighth measure. The second measure after the bar line starts with a quarter rest, followed by quarter notes: D4, E4, F4, G4, A4, B4, C5. The piece ends with a final whole note C4.

Go to www.guitarnick.com
lots of free guitar tabs & video lessons



Carnival of Venice

TablEdited by
Nicola Mandorino (2013)

C

G

Dm

G

C

3 0 2 0 3 2 3 0 0 2 3 0 2 0 2

4

G

Dm

G

C

0 1 0 0 3 2 3 0 0 2 3 0 2 0 3

G

Dm

G

C

3 3 1 0 0 3 1 1 0 0 2 3 0 2 0 2

G

Dm

G

C

0 1 0 0 3 2 3 0 0 2 3 0 2 0 1



Danny Boy

Traditional

Arranged and Tabledited by
Nicola Mandorino (2015)

G G7 C Am

G Em Am D7 G G7

C Am G D7 G D7

G C G D7 Em

C G Am D7 G C G

Em G Em Am D7 G

8va

Detailed description: This image shows a guitar tab for the song 'Danny Boy'. It consists of six musical staves, each with a treble clef, a key signature of one sharp (F#), and a 4/4 time signature. The notation includes quarter notes, eighth notes, and rests. Above each staff are guitar chords: Staff 1: G, G7, C, Am; Staff 2: G, Em, Am, D7, G, G7; Staff 3: C, Am, G, D7, G, D7; Staff 4: G, C, G, D7, Em; Staff 5: C, G, Am, D7, G, C, G; Staff 6: Em, G, Em, Am, D7, G. A '8va' marking is present at the beginning of each staff. A large, semi-transparent watermark 'Guitarnick.com' is overlaid across the bottom half of the page.



Danny Boy

Traditional

Arranged and Tabledited by
Nicola Mandorino (2015)

G G7 C Am G

4 4 0-2 0 2 0 3 0 2-0 2 0 0-1 3 0

Em Am D7 G G7 C

3-0 0 0 2 4 0-2 0 2 0 0 3-0 2-0 2

Am G D7 G D7 G

0 1 0 2-0 2 0 0 3 0-2 3 2

C G D7 Em C G Am

2-0 3-0 3-0 0 3 0-2 3 2 2-0 3-0 2

D7 G C G Em G Em

3-3 3 7 5 5 3-0 3 3-0 0 0 0-2 0 3-0

Am D7 G

2-0 2-4 0

El Condor Pasa

Go to www.guitarnick.com



lots of free guitar tabs & video lessons

TablEdited by
Nicola Mandorino (2012)

Em D7 G D7 G D7 G B7 Em

8va

Em D7 G D7 G D7 G B7

8va

Em C D7 G D7 G

8va

C D7 G D7 G B7 Em

8va



El Condor Pasa

Tabl Edited by
Nicola Mandorino (2012)

Em D7 G D7 G D7 G B7

4/4

Em Em D7 G D7 G D7

G B7 Em C D7

G D7 G C D7 G D7

G B7 Em

Freight Train

Elizabeth Cotten

Go to www.guitarnick.com



lots of free guitar tabs & video lessons

TabEdited by
Nicola Mandorino (2013)

C G7 C

Sua

E7 Am F C G7 C

Freight Train

Elizabeth Cotten

Go to www.guitarnick.com



lots of free guitar tabs & video lessons

TabEdited by
Nicola Mandorino (2013)

C G7 C

E7 Am F C G7 C

Joy To The World

Go to www.guitarnick.com



lots of free guitar tabs & video lessons

TablEdited by
Nicola Mandorino (2012)

G D G C G D G C D

8va

G

8va

D

8va

G C G C G D D7

8va

Go to www.guitarnick.com
lots of free guitar tabs & video lessons



Joy To The World

TablEdited by
Nicola Mandorino (2012)

G D7 G C G D7 G C D7

3 2 0 | 3 1 0 2 0 3 | 0 0 2 2

A guitar tab for the first line of the song. It consists of three measures. The first measure has notes 3, 2, 0. The second measure has notes 3, 1, 0, 2, 0, 3. The third measure has notes 0, 0, 2, 2. There are vertical lines below the staff indicating the rhythm.

G

3 3 3 2 0 | 3 3 1 0 3 3 2 0 3

A guitar tab for the second line of the song. It consists of two measures. The first measure has notes 3, 3, 3, 2, 0. The second measure has notes 3, 3, 1, 0, 3, 3, 2, 0, 3. There is a slur over the first three notes of the first measure. There are vertical lines below the staff indicating the rhythm.

D7

3 1 0 0 | 0 0 0 0 1 3 1 0 | 2 2 2 2 0

A guitar tab for the third line of the song. It consists of three measures. The first measure has notes 3, 1, 0, 0. The second measure has notes 0, 0, 0, 0, 1, 3, 1, 0. The third measure has notes 2, 2, 2, 2, 0. There are vertical lines below the staff indicating the rhythm.

G C G C G D7 G

1 0 2 0 | 3 0 3 1 0 1 0 2 0

A guitar tab for the fourth line of the song. It consists of two measures. The first measure has notes 1, 0, 2, 0. The second measure has notes 3, 0, 3, 1, 0, 1, 0, 2, 0. There are vertical lines below the staff indicating the rhythm.

Go to www.guitarnick.com



lots of free guitar tabs & video lessons

Lambada

Arranged & Tabledited by Nicola Mandorino (2013)

Musical notation for the first piece of Lambada, featuring treble clef, 4/4 time signature, and guitar-specific notation (8va).

Chords: F, G, C, F, G, C, Dm, G, Am, Dm, G, Am.

Go to www.guitarnick.com



lots of free guitar tabs & video lessons

Lambada

Arranged & Tabledited by Nicola Mandorino (2013)

Guitar tablature for the second piece of Lambada, showing fret numbers and chord changes.

Chords: Am, F, G, C, Am, F, G, C, Dm, G, Am, Dm, G, Am.

Michelle

Lennon - Mc Cartney

Go to www.guitarnick.com
lots of free guitar tabs & video lessons



Arranged and TabEdited by
Nicola Mandorino (2016)

A Dm G F#dim E F#dim E

Musical staff 1: Treble clef, guitar icon. Notes: A4 (quarter), A4 (quarter), D5 (quarter), D5 (quarter), G4 (quarter), G4 (quarter), F#4 (quarter), F#4 (quarter), E4 (quarter), E4 (quarter), F#4 (quarter), F#4 (quarter), E4 (quarter).

A Dm G F#dim E F#dim E

Musical staff 2: Treble clef, guitar icon. Notes: A4 (quarter), A4 (quarter), D5 (quarter), D5 (quarter), G4 (quarter), G4 (quarter), F#4 (quarter), F#4 (quarter), E4 (quarter), E4 (quarter), F#4 (quarter), F#4 (quarter), E4 (quarter).

Am C7 F E

Musical staff 3: Treble clef, guitar icon. Notes: A4 (quarter), A4 (quarter), D5 (quarter), D5 (quarter), G4 (quarter), G4 (quarter), F#4 (quarter), F#4 (quarter), E4 (quarter), E4 (quarter), F#4 (quarter), F#4 (quarter), E4 (quarter). Includes triplets and a 'y' marking.

Am Am Am/maj7 Am7 Am6 F E

Musical staff 4: Treble clef, guitar icon. Notes: A4 (quarter), A4 (quarter), D5 (quarter), D5 (quarter), G4 (quarter), G4 (quarter), F#4 (quarter), F#4 (quarter), E4 (quarter), E4 (quarter), F#4 (quarter), F#4 (quarter), E4 (quarter).

A Dm G F#dim E F#dim

Musical staff 5: Treble clef, guitar icon. Notes: A4 (quarter), A4 (quarter), D5 (quarter), D5 (quarter), G4 (quarter), G4 (quarter), F#4 (quarter), F#4 (quarter), E4 (quarter), E4 (quarter), F#4 (quarter), F#4 (quarter), E4 (quarter).

E Am Am/maj7 Am7 Am6 F E Am

Musical staff 6: Treble clef, guitar icon. Notes: A4 (quarter), A4 (quarter), D5 (quarter), D5 (quarter), G4 (quarter), G4 (quarter), F#4 (quarter), F#4 (quarter), E4 (quarter), E4 (quarter), F#4 (quarter), F#4 (quarter), E4 (quarter).


Michelle

Go to www.guitarnick.com 
lots of free guitar tabs & video lessons

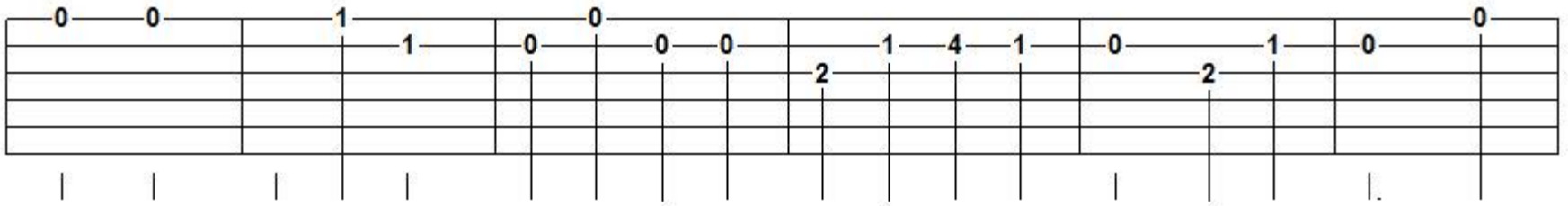
Lennon - Mc Cartney

Arranged and TablEdited by
Nicola Mandorino (2016)


A Dm7 G6 F#dim E F#dim E




A Dm7 G6 F#dim E F#dim E




Am C7 F E Am




Am Am/maj7 Am7 Am6 Fmaj7 E A Dm7



G6 F#dim E F#dim E Am Am/maj7 Am7 Am6



Fmaj7 E Am





Pippi Longstocking

Arranged and TablEdited by
Nicola Mandorino (2014)

C Dm G C

8va

Musical staff 1: Treble clef, 4/4 time signature. Chords: C, Dm, G, C. Notes: C4, E4, G4, A4, B4, C5, B4, A4, G4, F4, E4, D4, C4.

C Dm G C

8va

Musical staff 2: Treble clef, 4/4 time signature. Chords: C, Dm, G, C. Notes: C4, E4, G4, A4, B4, C5, B4, A4, G4, F4, E4, D4, C4.

C G

8va

Musical staff 3: Treble clef, 4/4 time signature. Chords: C, G. Notes: C4, E4, G4, A4, B4, C5, B4, A4, G4, F4, E4, D4, C4.

C F G C

8va

Musical staff 4: Treble clef, 4/4 time signature. Chords: C, F, G, C. Notes: C4, E4, G4, A4, B4, C5, B4, A4, G4, F4, E4, D4, C4.

C Dm G C

Guitar tab 1: 4/4 time signature. Chords: C, Dm, G, C. Fingering: 0-1-0-1, 3-1-0, 0-3-0-0, 1-0.

C Dm G C

Guitar tab 2: 4/4 time signature. Chords: C, Dm, G, C. Fingering: 0-1-0-1, 3-1-0, 0-3-0-0, 1-0.

F G

Guitar tab 3: 4/4 time signature. Chords: F, G. Fingering: 0-0-0-0, 1-1-0, 3-3-3-1, 0-1-3.

C F G C

Guitar tab 4: 4/4 time signature. Chords: C, F, G, C. Fingering: 0-0-0-0, 1-1-0, 3-3-1-0, 1-0.

Supercalifragilisticexpialidocious

(from Mary Poppins)

Go to www.guitarnick.com
lots of free guitar tabs & video lessons



Arranged and TablEdited by
Nicola Mandorino (2015)

♩

G D7

G G7 C

G D7 G G

D7 G

G7 C G

D7 G go to ♩

Supercalifragilisticexpialidocious

Go to www.guitarnick.com
lots of free guitar tabs & video lessons



(from Mary Poppins)

Arranged and TablEdited by
Nicola Mandorino (2015)

G D7

② ① ② ①

G G7 C

② ② ④ ②

G D7 G G

② ① ② ② ③ ① ② ②

D7 G

① ② ① ② ① ②

G7 C G

② ④ ② ② ① ② ②

D7 G go to

② ③ ① ②

GuitarNick.com

Wildwood Flower

Traditional

Go to www.guitarnick.com



lots of free guitar tabs & video lessons

Tablited by
Nicola Mandorino (2013)

C G C

G C F

C G C

Wildwood Flower

Traditional

Go to www.guitarnick.com



lots of free guitar tabs & video lessons

Tablited by
Nicola Mandorino (2013)

C G C

G C F

C G C

Beautiful Brown Eyes

Traditional

Go to www.guitarnick.com



lots of free guitar tabs & video lessons

Tablited by
Nicola Mandorino (2010)

C G7 C

G7 Dm G7 C

Beautiful Brown Eyes

Traditional

Go to www.guitarnick.com



lots of free guitar tabs & video lessons

Tablited by
Nicola Mandorino (2010)

C G7 C

G C G7

Dm G7 C


Can Can

Offenbach


Go to www.guitarnick.com 
lots of free guitar tabs & video lessons

Tablited by
Nicola Mandorino (2011)


G D7 G D7



G D7 G D7



G D7 G D7 G




Can Can

Offenbach


Go to www.guitarnick.com 
lots of free guitar tabs & video lessons

Tablited by
Nicola Mandorino (2011)

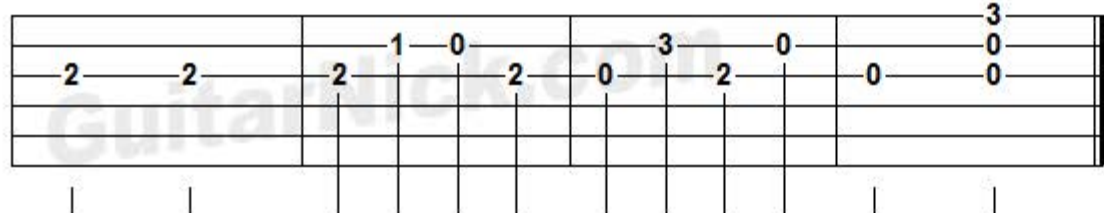
G D7 G D7



G D7 G D7 G



D7 G D7 G



Little Brown Jug

Go to www.guitarnick.com



lots of free guitar tabs & video lessons

J.E.Winner

Tabledited by
Nicola Mandorino (2011)

C F G C

F G C F G

C F G C

Little Brown Jug

Go to www.guitarnick.com



lots of free guitar tabs & video lessons

J.E.Winner

Tabledited by
Nicola Mandorino (2011)

C F G C

F G C F G

C F G C

Love Me Tender

Go to www.guitarnick.com
lots of free guitar tabs & video lessons



Elvis Presley, adaptation of "Aura Lee"

Tablited by
Nicola Mandorino (2010)

C D G C C

D G C E F Fm

C A7 D G C

Go to www.guitarnick.com
lots of free guitar tabs & video lessons



Love Me Tender

Elvis Presley, adaptation of "Aura Lee"

Tablited by
Nicola Mandorino (2010)

C D G C C

D G C E F Fm

C A7 D G C



My Bonnie

Traditional

Tablited by
Nicola Mandorino (2011)

C



G7

C



Dm

G7

C




My Bonnie

Traditional


Tablited by
Nicola Mandorino (2011)

C



G7


C



Dm

G7


C



Ode To Joy

Arranged and Tabledited by
Nicola Mandorino (2010)

C G C G



C G C G C



G C G C G E Am G



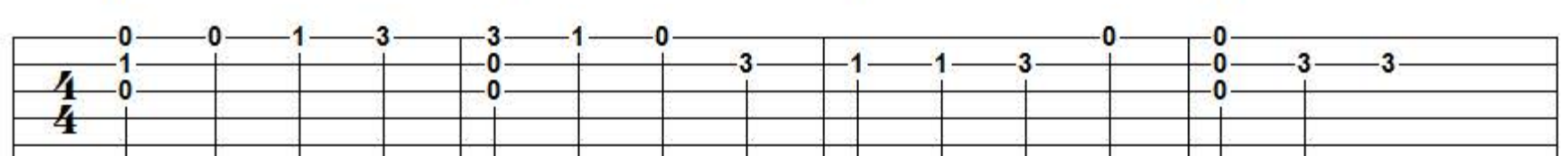
C G C G C




Ode To Joy Beethoven

Tabledited by
Nicola Mandorino (2010)


C G C G




C G C G C



G C G C G E Am G



C G C G C



Oh Susanna

Traditional

Go to www.guitarnick.com
lots of free guitar tabs & video lessons



Arranged and Tabledited by
Nicola Mandorino (2010)

Musical notation for the first system of 'Oh Susanna' in 4/4 time. The key signature has one sharp (F#). The notation consists of three staves of music. The first staff starts with a treble clef, a 4/4 time signature, and a 'Sua' marking. Chords G, D7, and G are indicated above the staff. The second staff continues the melody with chords D7, G, C, and G. The third staff concludes the piece with chords D7 and G.

Oh Susanna

Traditional

Go to www.guitarnick.com
lots of free guitar tabs & video lessons



Arranged and Tabledited by
Nicola Mandorino (2010)

Guitar tablature for the second system of 'Oh Susanna'. The notation is presented on three systems of six-line staves. The first system is in 4/4 time and includes chord markers G, D7, and G. The second system includes chord markers D7, G, C, and G. The third system includes chord markers D7 and G. The tablature uses numbers 0-3 to indicate fret positions and includes bar lines to denote measure boundaries.

When the Saints Go Marching In

Traditional

Go to www.guitarnick.com
lots of free guitar tabs & video lessons



Tablited by
Nicola Mandorino (2011)

G

8va

D7 G

8va

C G D7 G C G

When the Saints Go Marching In

Traditional

Go to www.guitarnick.com
lots of free guitar tabs & video lessons



Tablited by
Nicola Mandorino (2011)

G

D7 G C G

G D7 G C G